

Compact DC Power System

Eltek's Compact DC Power System is an industry-leading system optimized for the demanding power needs of wireless communications and broadband access equipment. Requiring only 2RU (87.6mm) of rack height, the Compact DC Plant is the optimal flexible solution for a wide range of applications.



Compact DC Power System (24V/48V DC Power System)

Doc 2052027 – rev7

APPLICATIONS

BUSINESS COMMUNICATION SERVICES

Plenty of power and embedded distribution makes the Compact system an ideal solution for powering customer premises based optical routers, multiplexers, and switches.

BROADBAND DEPLOYMENTS

Small size and low heat output ease the burden on outdoor cabinet deployments. Ask how Eltek Compact solutions are utilized for broadband upgrades to SLC96 and SLC5 cabinets.

E911 AND LOCATION SERVICES

Not enough space in your remote BTS to deploy E911 and subscriber locator equipment? The Compact system is perfectly suited to these and other critical wireless applications.

ADVANTAGES

COMPACT DESIGN

Only 2RU of rack space makes room for more revenue-generating equipment.

REDUCED INSTALLATION AND MAINTENANCE COSTS

Powerful system controller and elegant product design make for a simple to install and understand system. Upgrade in the field!

MORE PRODUCTIVE WORKFORCE

A powerful remote management interface through Ethernet, SNMP, or Modem can make any workforce more productive.

BETTER QUALITY OF SERVICE

Up to 96% efficiency and Advanced Battery Management result in reliable, trouble-free networks.

KEY FEATURES

- **COMPACT & FLEXIBLE**
Require only 2RU (87.6mm) of rack height
- **24V AND 48V SOLUTIONS**
- **AC INPUT, DC OUTPUT, AND BATTERY INTERFACES**
- **ADVANCED DIGITAL CONTROL AND COMMUNICATION**

Compact DC Power System



Doc 2052027 – rev7

TECHNICAL SPECIFICATIONS

INPUT DATA

AC range	Universal line: 90 to 264 Vac (rectifiers up to 1250W); rated 100-250 Vac High line only: 180 to 264 Vac (rectifiers > 1250W); rated 200-250 Vac
Power factor and THD	>.98 for loads above 60% full load Line Harmonics meet EN61000-3-2

OUTPUT DATA

V series rectifiers	24V: 40A, 60A 48V: 10A, 15A, 20A , 25A, 30A , 40A , 50A
Noise	20mV RMS, 10 kHz -20 MHz bandwidth
Regulation	+/- 1% over line, load, and temperature
Polarity	Universal, may be configured for positive or negative grounding
Efficiency	48V: 92% typical; 96% HE 24V: 90% typical

TEMPERATURE RANGE

Storage	Storage -40°C to +70°C
Operating	Operating temperature -40°C to +65°C

SYSTEM OPTIONS

AC wiring options	Single, dual, or individual AC feeds
DC distribution options	Options for bulk termination, circuit breakers, or fuses Options for LVBD contactor





CONTROL AND COMMUNICATIONS

BC-series controller	16 Character front panel display Battery float control with temperature compensation Battery boost / equalize control Up to four external and one internal temperature probes Battery recharge and system current limit Six programmable form-C relays
Other options	10/100 LAN with HTTP, SNMP, Telnet

OTHER SPECIFICATIONS

Dimensions	Height: 87.6mm (3.45") (2RU) Width: Fits EIA standard 482.6mm (19") or 584.2mm (23") racks, see table below Depth: 304.8mm (12") (front access with front wire) Depth: 381.0mm (15") (front access with rear wire)
Weight	Shelf assembly: 8.2kg (18lbs) or less; V series rectifier: 3.2kg (7lbs)
Agency Certifications	NEBS Level 3, UL60950-1, EN60950-1, CISPR class B, CE mark

CONFIGURATION OPTIONS

Shelf Configuration	Rack Width	Max. # of Rectifiers	Distribution Options
	482.6 mm (19")	4	Bulk outputs only
	482.6 mm (19")	3	Circuit breakers, fuses, bulk landings, shunt and LVBD options
	584.2 mm (23")	5	Bulk outputs only
	584.2 mm (23")	4	Circuit breakers, fuses, bulk landings, shunt and LVBD options

Doc 2052027 – rev7

Specifications are subject to change without notice